


4-22 October 2021



#RCRLive21

Monday 4 October–Friday 22 October 2021

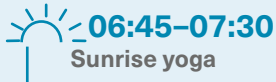
www.rcr.ac.uk/RCRLL21

RCR Learning Live 21 is the Royal College of Radiologists 2021 Annual Conference. Being held over three weeks, this dynamic and interactive digital conference offers high quality clinical and medical education for both specialties, specific sessions for trainees and cross faculty sessions looking at topics that affect all of those across the globe who work in imaging. The programme of morning and evening sessions and lunchtime symposia offers flexibility for live participation and access on-demand for three months, until Christmas 2021, meaning that our programme can be accessed anytime and anywhere. Alongside the sessions you'll be able to access a record number of poster and proffered paper abstracts, case of the day competition, engagement with industry partners and speakers, social networking and wellbeing activities.

Oncology week

Week commencing 4 October 2021

Monday 4 October



08:00–10:00

Proton beam therapy (PBT)

Chair: Dr Shermaine Pan

NHS England PBT service in the UK: what do I, the referrer need to know?

Professor Adrian Crellin, Leeds Teaching Hospitals NHS Trust

Clinical trials in PBT: what is on the horizon?

Professor Chris Nutting, The Royal Marsden NHS Foundation Trust, London

Challenges and uncertainties: do they matter?

Dr Matthew Clarke, The Christie NHS Foundation Trust, Manchester

Building real-world evidence: The proton clinical outcomes unit (PCOU)

Dr Ed Smith, The Christie NHS Foundation Trust, Manchester

Interactive case studies: For or against?

Oesophageal case

Dr Ganesh Radhakrishna, The Christie NHS Foundation Trust, Manchester, Dr Anna Shiarli, Cambridge University Hospitals NHS Foundation Trust, Dr Jason K. Molitoris, University Hospital Maryland, USA and Dr Matthew Lowe, The Christie NHS Foundation Trust, Manchester

12:30–13:30

Cyclotron Trust Symposium

Chairs: Dr Ed Smith and Dr Yen Chang

Particle therapy in general

Professor Eugen Hug, MedAustron Ion Therapy Center, Austria

Fellowships

Cyclotron Trust opportunities

Dr Nicky Thorp, Medical Director-elect, Professional Practice, Clinical Oncology, The Royal College of Radiologists

Learning about proton beam therapy (PBT): is it useful for a trainee?

Dr Harshani Green, University College London NHS Foundation Trust and Dr Will Croxford, The Christie NHS Foundation Trust, Manchester

Panel: What opportunities are there?

18:00–20:00

Horizon scanning: Stereotactic ablative radiotherapy (SABR) for oligometastatic disease—next steps

Chair: Dr Ganesh Radhakrishna

An overview of the research landscape for oligomet SABR

Professor Maria Hawkins, University College London

Integrating immuno-oncology (IO) and SABR— a match made in heaven?

Anna Wilkins, Institute of Cancer Research and Francis Crick Institute

Practical considerations when treating multiple oligometastases with stereotactic

Dr Kevin Franks, Leeds Teaching Hospitals NHS Trust

Horizon scanning: SABR for oligometastatic disease – next steps

TBC

Tuesday 5 October

08:00–10:00**

Central nervous system (CNS) cancer: Update on standard of care and the use of proton beam therapy in adults - Lectures

Chair: Professor Susan Short

Management of glioma: radiotherapy, chemotherapy, symptoms and side effects

Dr Catherine McBain, The Christie NHS Foundation Trust and Dr Florian Boele, The University of Leeds

What you need to know about molecular pathology of gliomas to make treatment decisions

Professor Sebastian Brandner, University College London Hospitals NHS Foundation Trust

Indications for proton beam therapy in CNS

Dr Gillian Whitfield, The Christie NHS Foundation Trust, Manchester

12:30–13:30

18:00–20:00**

Central nervous system (CNS) cancer: update on standard of care and the use of proton beam therapy in adults - Planning and questions and answers

Chair: Professor Susan Short

Case based discussions

Dr Naomi Fersht, University College London Hospitals NHS Foundation Trust and Dr Gillian Whitfield, The Christie NHS Foundation Trust

Introduction to APPROACH study

Dr Louise Murray, University of Leeds and Leeds Teaching Hospitals NHS Trust

Quality assurance contouring session for APPROACH study

Radiotherapy Trials Quality Assurance Team



For more information please visit:
www.rcr.ac.uk/RCRLL21


RADIOLOGY

ONCOLOGY

CROSS FACULTY

Booking fees from £20
Book 3+ sessions and save 25% - offer ends
midnight 6 September
Contact conf@rcr.ac.uk 020 7406 5942

4-22 October 2021




#RCRLive21

Oncology week

Week commencing 4 October 2021

Wednesday 6 October

 08:00–10:00**

Pelvic cancers: Challenges of pelvic recurrence following radiotherapy, including stereotactic ablative radiotherapy (SABR) update

Chairs: Dr Alexandra Taylor, Dr Rebecca Muirhead and Dr Louise Murray

Introduction

Dr Alexandra Taylor, The Royal Marsden NHS Foundation Trust, London

Day to day challenges with re-irradiation of the pelvis

Dr Louise Murray, BMI The Princess Margaret Hospital, Windsor

Commissioning through evaluation (CTE) and SABR consortium update: gastrointestinal experience

Dr Rebecca Muirhead, Oxford University Hospitals NHS Foundation Trust

Local recurrence of prostate cancer: Brachytherapy versus SABR

Dr Ann Henry, Leeds Teaching Hospitals NHS Trust

Pelvic exenteration and intra-operative radiotherapy for recurrent pelvic disease

Professor Alex Mirnezami, University of Southampton

Nursing perspectives and quality of life following pelvic exenteration for gynaecological cancer

Ms Andreia Fernandes, The Royal Marsden NHS Foundation Trust, London

Symptom control for recurrent pelvic disease

Dr Richard Berman

Case discussions: voting and panel discussion

 12:30–13:30*

Best practice in caring for lesbian, gay, bisexual, transgender, queer or questioning (LGBTQ+) patients who have cancer

Chairs: Dr Daniel Saunders and Dr Alison Burner

Introduction

Dr Daniel Saunders, Consultant in Clinical Oncology, The Christie NHS Foundation Trust,

Improving interactions: steps towards supporting LGBT patients with cancer

Stewart O'Callaghan, Founder and Chief Executive, Living Through This

Providing culturally competent care to gay and bisexual men with prostate cancer

Mr Sean Ralph, Consultant Radiographer Leeds Teaching Hospitals NHS Trust

The Society of Radiographers (SCoR) inclusive pregnancy guidance for ionising radiation exposures

Rachael Webster, Therapeutic Radiographer and RadNet Translational Research Radiographer, Addenbrookes Hospital

Oncological considerations for the gender diverse patient

Dr Alison Burner, Specialty Trainee in Medical Oncology, Barts Cancer Institute and Specialist Registrar in Gender Identity, The Tavistock and Portman NHS Foundation Trust

Questions and panel discussion

 18:00–20:00**

Outlining workshop pelvis including stereotactic ablative radiotherapy (SABR)

Chair: Dr Alexandra Taylor, Dr Rebecca Muirhead and Dr Louise Murray

The contouring workshop will focus on stereotactic radiotherapy for pelvic recurrence, including lymph node, pelvic sidewall and bone metastases. Participants will contour cases in advance and there will be interactive discussion of target volume definition and planning for SABR treatment.


Programme subject to change.

 RADIOLOGY

 ONCOLOGY

 CROSS FACULTY

4-22 October 2021



#RCRLive21

Oncology week

Week commencing 4 October 2021
Thursday 7 October

08:00–10:00

Clinical oncology: The global impact of COVID-19 – an update two years on
Chair: Dr Kheng Yeoh

12:30–13:30*

Update of The Royal College of Radiologists (RCR) radiotherapy consent forms
Chairs: Dr Tom Roques and Dr Emma Kenney-Herbert

Explanation of the rationale for national standard radiotherapy consent forms
Dr Emma Kenney-Herbert, East and North Hertfordshire NHS Trust and Dr Tom Roques, Medical Director, Professional Practice, Clinical Oncology, The Royal College of Radiologists

Description of the process involved in developing and publishing the consent forms
Dr Emma Kenney-Herbert, East and North Hertfordshire NHS Trust and Dr Tom Roques, Medical Director, Professional Practice, Clinical Oncology, The Royal College of Radiologists

A patient advocate's perspective on being involved in the process
Tony Murphy, Patient Advocate

How we plan to collect and respond to feedback on the initial forms
Dr Siobhan Morrison and Dr Nishanthi Silva, North Middlesex University Hospital NHS Trust
Where the project is heading in the next 12-months
Dr Siobhan Morrison and Dr Nishanthi Silva, North Middlesex University Hospital NHS Trust

Question and answer session

18:00–20:00

Friday 8 October

08:00–10:00

Clinical oncology trainee session: Stereotactic ablative radiotherapy (SABR) overview for trainees – liver, lung and bone
Chair: Dr Fiona Wilson

Liver
Dr Will Croxford, The Christie NHS Foundation Trust, Manchester and Dr Rebecca Goody, Leeds Teaching Hospitals NHS Trust

Lung
Dr David Woolf, The Christie NHS Foundation Trust, Manchester and Rachael Wooder, Lung SABR Practitioner, The Christie NHS Foundation Trust, Manchester

Bone
Dr Rovel Colaco, The Christie NHS Foundation Trust, Manchester and Rachael Hall, Medical Physicist, The Christie NHS Foundation Trust, Manchester

12:30–13:30

18:00–20:00

Clinical oncology trainee session: Approach to reirradiation for the trainee
Chair: Dr Fiona Wilson

Professor Peter Hoskin, Consultant Clinical Oncologist Mount Vernon Cancer Centre, Northwood and Professor in Clinical Oncology at University of Manchester and Honorary Consultant Clinical Oncologist, The Christie NHS Foundation Trust, Manchester


Additional speakers to be confirmed.

RADIOLOGY

ONCOLOGY

CROSS FACULTY

4-22 October 2021




#RCRLive21

Cross Faculty week


Week commencing 11 October 2021

Monday 11 October

 08:00-10:00

Targeted locoregional therapies for liver tumours
(a joint session with the British Society of Interventional Radiologists)
Chairs: Dr Nadeem Shaida and Dr James Good

 12:30-13:30

 18:00-20:00

Wellbeing
Chairs: Dr Nicky Thorp and Dr Teik Choon See

Introduction and background
Dr Teik Choon See, The Royal College of Radiologists Support and Wellbeing Working Group

The role of the RCR in support and wellbeing of members and fellows
Dr Nicky Thorp, The Royal College of Radiologists Support and Wellbeing Working Group

The impact of COVID-19 on doctors' wellbeing
Dr David Wrigley, British Medical Association, Council Deputy Chair


COVID and the psychological wellbeing of oncology healthcare professionals
Lynda Appleton, Specialist Nurse Practitioner, Clatterbridge Cancer Centre NHS Foundation Trust, Liverpool

The importance of civility on safe and high-quality patient care
Dr Petra Jankowska, Somerset NHS Foundation Trust


The Schwartz Round/short demonstration
Aggie Rice, Mentor and Trainer for Schwartz Rounds and Team Time, Point of Care Foundation


Discussion

Tuesday 12 October

 08:00-10:00

Grand designs - how can we rethink NHS radiology and cancer services
Chairs: Dr Tom Roques and Dr Giles Maskell

 12:30-13:30

 18:00-20:00

Clinical radiology research session
Chair Dr Suma Chakrabarthy

Programme subject to change.

 RADIOLOGY

 ONCOLOGY


 CROSS FACULTY



For more information please visit:
www.rcr.ac.uk/RCRL21

Booking fees from £20
Book 3+ sessions and save 25% - offer ends
midnight 6 September
Contact conf@rcr.ac.uk 020 7406 5942

4-22 October 2021





#RCRLive21

Cross Faculty week

Week commencing 11 October 2021

Wednesday 13 October

 06:45-07:30
Sunrise yoga

 08:00-10:00


Training the oncologist of the future: the new clinical oncology curriculum, acute oncology and the oncology common stem
Chair: Dr Rachel Cooper

Panel
Dr Graeme Lumsden, former Chair, Clinical Oncology Curriculum Committee, The Royal College of Radiologists

Louise Leon-Andrews, Training Quality and Curriculum Officer, The Royal College of Radiologists


Panel will be joined by Training Programme Director's to discuss their experiences.

 12:30-13:30

 18:00-20:00

Medical Educator (1)
Chair: Dr Linda Hacking

Thursday 14 October

 08:00-10:00

Pandemic and vaccines – a reality check
Chairs: Dr Ash Chakraborty and Dr Ganesh Radhakrishna

Vaccines
Professor Sir Andrew Pollard, Oxford Vaccine Group

COVID-19 Vaccines
Nadhim Zahawi MP, Parliamentary Under Secretary of State (Minister for COVID Vaccine Deployment)

The Royal College of Radiologists: Lessons learned
Dr Jeanette Dickson, President, The Royal College of Radiologists


Panel discussion

 12:30-14:00*

Pancreatic cancer reporting tool
Joint with RCR, RCS, PCUK, RCPATH, RCR Physicians

Chairs: Dr Raneem Albazaz and Dr Ganesh Radhakrishna

This symposium will be a multi-disciplinary overview on the evolution and proposed roll out for this radiology reporting tool for pancreatic cancer at pancreatic MDTs. This is a comprehensive tool developed by pancreatic team members to enable a reliable and consistent method of reporting and determining resectability, need for neoadjuvant therapy and guide for clinical decision making at the MDT for patients; both in clinical practice and as part of clinical research. This tool will enable more refined definitions of respectability for UK practice to be developed and implemented across all UK centres.

 18:00-20:00

Training the radiologist of the future: an introduction to the new clinical radiology and interventional radiology curricula

Chair: Dr Stephen Harden

Panel
Dr Stephen Harden, Medical Director, Education and Training, The Royal College of Radiologists


Dr Jane Phillips-Hughes, former Chair, Clinical Radiology Curriculum Committee, The Royal College of Radiologists

Dr Samantha Fossey, Curriculum Fellow, University Hospitals Sussex NHS Foundation Trust


Louise Leon-Andrews, Training Quality and Curriculum Officer, The Royal College of Radiologists


Panel will be joined by Training Programme Director's to discuss their experiences.

Friday 15 October

 08:00-10:00

Medical educator (2)
Chair: Linda Hacking

 12:30-13:30

 18:00-20:00*

Networking and social activity
Details to be announced.

Programme subject to change.

 RADIOLOGY

 ONCOLOGY


 CROSS FACULTY



For more information please visit:
www.rcr.ac.uk/RCRL21

Booking fees from £20
Book 3+ sessions and save 25% - offer ends
midnight 6 September
Contact conf@rcr.ac.uk 020 7406 5942

4-22 October 2021



#RCRLive21

Radiology week

Week commencing 18 October 2021

Monday 18 October

☀️ 08:00-10:00

Paediatric oncology

Chair: Dr Rhianydd Williams

Neuro-oncology imaging

Dr Fion Williams, North Bristol NHS Trust

Gastrointestinal (GI) / urological oncology

Dr Tom Watson, Great Ormond Street Hospital for Children NHS Foundation Trust, London

Bone tumours

Dr Steven James, Royal Orthopaedic Hospital NHS Foundation Trust, Birmingham

Nuclear medicine imaging in oncology

Dr Katharine Orr, NHS Greater Glasgow and Clyde

🍴 12:30-13:30

🌙 18:00-20:00

Duty of Candour 2021

Chair: Professor Mark Callaway

It is seven years since the duty of candour was incorporated into law. In this session Professor Mark Callaway will explore the impact that this has had on radiologists and how practice is developing going forwards.

Tuesday 19 October

☀️ 08:00-10:00

Healthcare in times of crisis: Impact of the pandemic on the global radiology and oncology communities and future insights

Chairs: Dr Venkat Sudigali and Dr Hassan Abdelsalam

🍴 12:30-13:30

🌙 18:00-20:00

Blunt and penetrating traumatic injuries: when and how interventional radiology (IR) can make a difference

(a joint session with the British Society of Interventional Radiologists)

Chairs: Dr Mo Hamady and Dr Clare Bent

Imaging of acute trauma patient; what does IR and trauma team need to know?

Dr Elika Kashaf, Imperial College Healthcare NHS Trust, London

The role of IR in blunt abdominal injuries

Dr Deborah Law, Barts Health NHS Trust, London

Penetrating injuries: lessons from trans-Atlantic guidelines and experience

Dr Sid Padia, University of California, Los Angeles

Paediatric trauma: how imaging and interventions are different from adult trauma

Dr John Adu, King's College Hospital NHS Foundation Trust, London

Wednesday 20 October

☀️ 08:00-10:00

Junior radiology forum session: Musculoskeletal (MSK) radiology pearls

Chair: Dr Sian Davies

🍴 12:30-13:30

🌙 18:00-20:00*

Use of radiology artificial Intelligence decision support tools in stroke, an industry collaboration

Chairs: Professor Phil White and Dr Grant Mair

Session includes:

- Individual AI packages presented by company reps
- Individual AI package case examples
- Round table question and answers


Programme subject to change.

○ RADIOLOGY

○ ONCOLOGY

○ CROSS FACULTY

4-22 October 2021




#RCRLive21

Radiology week

Week commencing 18 October 2021

Thursday 21 October

 08:00-10:00

DIXON/Chemical shift imaging (CSI) in musculoskeletal (MSK) imaging; physics, utility and interactive case discussions
(a joint session with the British Society of Skeletal Radiologists)

DIXON physics and beyond

Chris Watson, Application Specialist (MRI), Philips and TBC

How the radiographers do it

Jenny Gibson, Radiographer, Royal National Orthopaedic Hospital NHS Trust, London and Rodney Santiago, Radiographer, Royal National Orthopaedic Hospital NHS Trust, London

DIXON and fat saturation

Dr Surabhi Choudhary, University Hospitals Birmingham NHS Foundation Trust

DIXON at bone tumour centre

Dr Asif Saifuddin, Royal National Orthopaedic Hospital NHS Trust, London


DIXON; a European experience

Professor Patrick Omoumi, Lausanne University Hospital, Switzerland

Cases readout


Dr Ian Pressney, Royal National Orthopaedic Hospital NHS Trust, London

Questions

 12:30-13:30

Quality Standard for Imaging: 2021 revision
Chair: Katherine Jakeman

The Quality standard for imaging has been comprehensively revised and will be launched in January 2022. This talk will explain the process of revision and outline the changes.

 18:00-20:00

Artificial intelligence (AI) education
Chair: Dr Gerald Lip

Introduction and overview
Dr Gerald Lip, NHS Garmpan

Educating AI - initiatives and developments from the Data Science Institute of the American College of Radiology

Dr Bibb Allen, Birmingham Radiological Group, Birmingham, Alabama, USA

Update from the AI curriculum in the Wales Imaging Academy

Dr Phil Wardle, Cwm Taf Morgannwg University Health Board

AI Fellowships and education in Scotland

Dr Mark Hall, NHS Greater Glasgow and Clyde and Dr Abinaya Ezhil, NHS Greater Glasgow and Clyde

National survey of radiologist trainees opinion on AI in education by RADIANT

Dr Obaid-ul Hashmi, Norfolk and Norwich University Hospitals NHS Trust

Round table discussion - AI in radiology education

Dr Mark Hall, NHS Greater Glasgow and Clyde
Dr Abinaya Ezhil, NHS Greater Glasgow and Clyde
Dr Samantha Fossey, University Hospitals Sussex NHS Foundation Trust

Dr Phil Wardle, Cwm Taf Morgannwg University Health Board

Dr Stephen Harden, Medical Director, Education and Training, Clinical Radiology, The Royal College of Radiology

NHS AI Lab - supporting the workforce
Dr Indra Joshi, Director of AI, NHSX


Programme subject to change.

 RADIOLOGY

 ONCOLOGY

 CROSS FACULTY

4-22 October 2021





#RCRLive21

Radiology week

Week commencing 18 October 2021

Friday 22 October

 **06:45-07:30**
Sunrise yoga

 **08:00-11:00**

Artificial intelligence (AI) for radiology and oncology – warts and all

Chairs: Dr Alexandra Taylor, Dr Delia Pudney and Dr Rizwan Malik

Breast screening in Scotland

Dr Gerald Lip, Clinical Director North East Scotland Breast Screening Programme

AI for brain haemorrhage

Kevin Terrins, Director of Business Development at Medica Teleradiology Company

Frimley Health deploying and evaluating AI

Dr Amrita Kumar, AI Clinical Lead for Frimley Health NHS Foundation Trust

Deploying in NHS vs elsewhere: compare and contrast experiences

Mr Rohit Ghosh, Founding Member, Qure.AI

Break

Using AI for auto-contouring

Dr Caroline Brammer, Clatterbridge Cancer Centre NHS Foundation Trust

AI in multi-disciplinary teams (MDT): beyond the pixel data

Mr Jeroen van Duffelen, Co-Founder and Chief Executive Officer, Aidence

Real-time information technology towards activation (RIITA)

Professor Peter Barrett-Lee, Velindre NHS Trust

Panel discussion

 **12:30-13:30**

 **18:00-20:00**

Junior radiology forum session: Why is cardiac radiology important for the general radiologist

Chairs: Dr Sian Davies and Dr Mark Hamilton

Fees

- Reserve your place today with our **early bird registration**. Book before midnight **Monday 6 September** and receive a **25% discount** off your full ticket price when booking 3 or more sessions
- Most individual sessions cost £20
- The clinical oncology central nervous systems (CNS) and pelvis sessions are made up of two sessions, therefore registration for both elements costs £25. You will automatically be registered for both sessions when booking one part. (identifies by ** in the schedule above)
- You can register to attend all the sessions in each week for a discounted price of £150. Please ensure you add all sessions listed in that week to your basket
- There are a number of free sessions which are (identifies by * in the schedule above)

Programme subject to change.

 RADIOLOGY

 ONCOLOGY

 CROSS FACULTY